

Indonesia Clean Water

Based on data from 7 participants in the village where Kingdom Workers installed a water solution. Please remember to interpret results in the context of this small sample size. Pre-data was collected in 2018 and post-data was collected in 2021.

SPIRITUAL



86% of participants said they were able to be a blessing to others through this water solution.

All participants acknowledged that more people are coming to church now because of the water solution.


Are more people coming to church because of the KW water solution?



3 new families joined the church because of the water solution.

RELATIONAL

100% of participants said their community is better because people worked together to build and maintain the water solution.




Percentage of participants who have built stronger relationships with others because of the water solution.



43% of participants have worked with others in the community to expand the water solution.

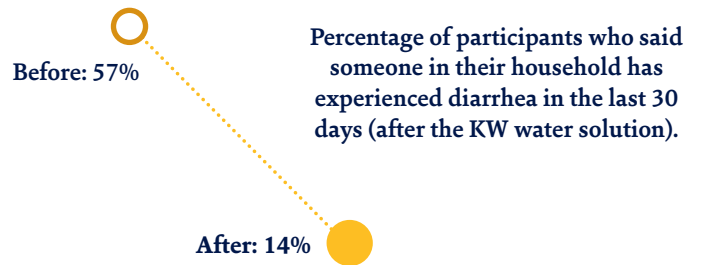
PHYSICAL

Percentage of participants who know how to build a water system



43%

of participants know how to maintain a water system.




Percentage of participants who said someone in their household has experienced diarrhea in the last 30 days (after the KW water solution).

The amount of time it takes a family to get to a clean water source, counting the time to get there and back. The average family makes this trip three times a day.

34 min

2 min



Before

After

57% of participants said their family's health has improved since the water solution was installed in their community.

